

# Church Life Survey of New Zealand

2023 CLSNZ

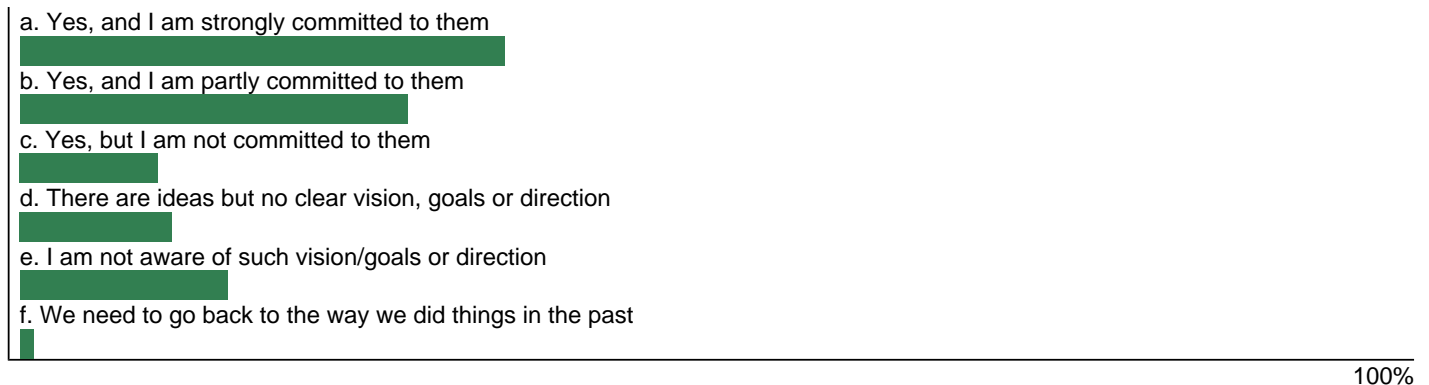
## Report on Section F: Leadership and Direction

### F1: Does this local church have a clear vision, goals or direction for its ministry and mission?

21947 out of 24872 respondents answered this question

Response	New Zealand Churches
a. Yes, and I am strongly committed to them	34.7%
b. Yes, and I am partly committed to them	27.7%
c. Yes, but I am not committed to them	9.7%
d. There are ideas but no clear vision, goals or direction	11.4%
e. I am not aware of such vision/goals or direction	15.1%
f. We need to go back to the way we did things in the past	1.4%

Visually

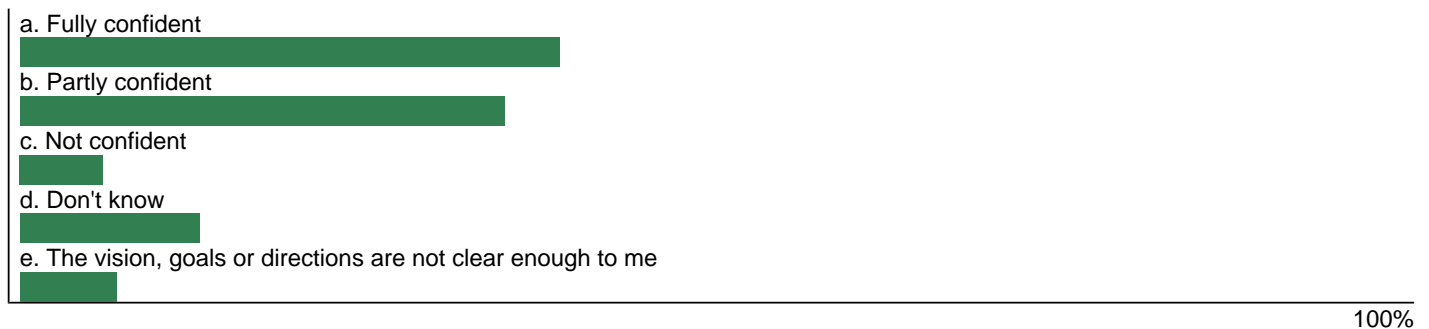


### F2: How confident are you that this local church can achieve the vision, goals or directions it has set for itself?

22571 out of 24872 respondents answered this question

Response	New Zealand Churches
a. Fully confident	39.4%
b. Partly confident	34.8%
c. Not confident	5.7%
d. Don't know	12.8%
e. The vision, goals or directions are not clear enough to me	7.3%

Visually

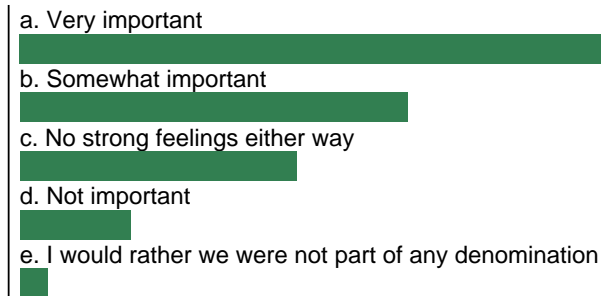


### F3: How important is it to you that this local church is part of this denomination(s)?

14354 out of 24872 respondents answered this question

Response	New Zealand Churches
a. Very important	41.6%
b. Somewhat important	28.3%
c. No strong feelings either way	20.2%
d. Not important	8.2%
e. I would rather we were not part of any denomination	1.7%

Visually



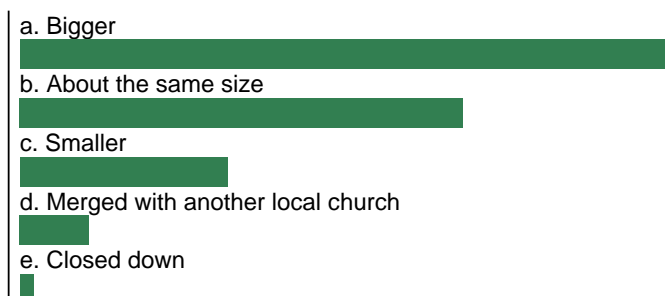
100%

### F4: What size do you think this local church will be in about 10 years time?

22628 out of 24872 respondents answered this question

Response	New Zealand Churches
a. Bigger	46.9%
b. About the same size	32.2%
c. Smaller	14.7%
d. Merged with another local church	5.1%
e. Closed down	1.2%

Visually



100%

### F5: How ethnically diverse do you think this local church will be in about 10 years time?

21517 out of 24872 respondents answered this question

Response	New Zealand Churches
a. More ethnically diverse	54.6%
b. About the same mix of ethnicities	43.2%
c. Less ethnically diverse	2.2%

Visually



### F6: What age distribution do you think this local church will have in about 10 years time?

21621 out of 24872 respondents answered this question

Response	New Zealand Churches
a. Mainly older people	29.6%
b. A mix of all ages	68.9%
c. Mainly young people	1.5%

Visually



### F7: This local church is inclusive of different kinds of people

22782 out of 24872 respondents answered this question

Response	New Zealand Churches
a. Strongly agree	42.9%
b. Agree	44.8%
c. Neutral or unsure	9.9%
d. Disagree	2.0%
e. Strongly disagree	0.4%

Visually

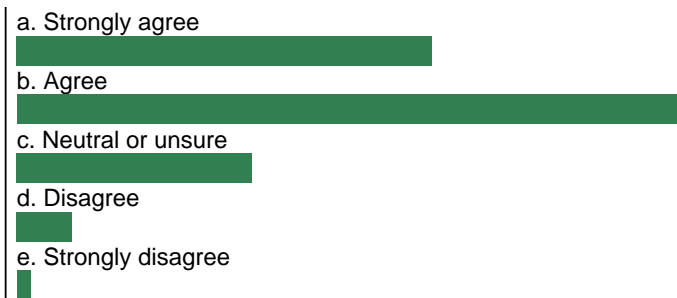


### F8: I have found it easy to make friends within this local church

22923 out of 24872 respondents answered this question

Response	New Zealand Churches
a. Strongly agree	30.1%
b. Agree	47.8%
c. Neutral or unsure	17.0%
d. Disagree	4.1%
e. Strongly disagree	1.0%

Visually



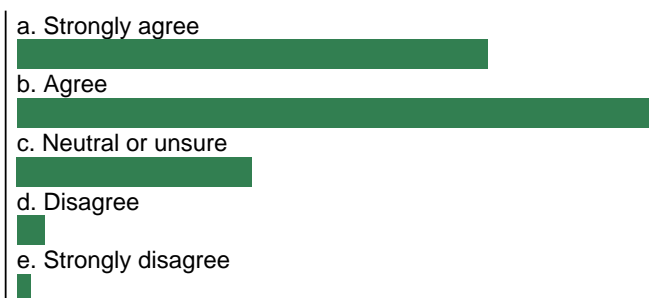
100%

### F9: It is easy to get involved in ministry at this local church (eg join a roster, take on a role)

22714 out of 24872 respondents answered this question

Response	New Zealand Churches
a. Strongly agree	33.9%
b. Agree	45.9%
c. Neutral or unsure	17.0%
d. Disagree	2.4%
e. Strongly disagree	0.7%

Visually



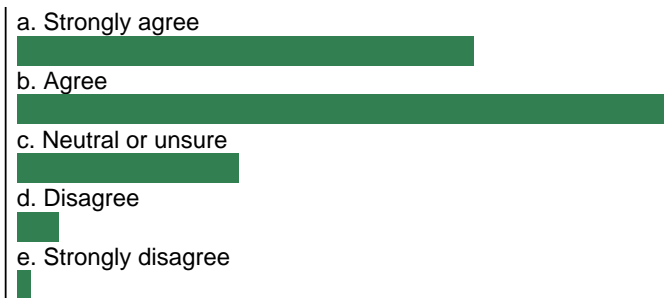
100%

### F10: All age groups are encouraged to get involved at this local church

22962 out of 24872 respondents answered this question

Response	New Zealand Churches
a. Strongly agree	32.6%
b. Agree	47.5%
c. Neutral or unsure	16.1%
d. Disagree	3.1%
e. Strongly disagree	0.6%

Visually



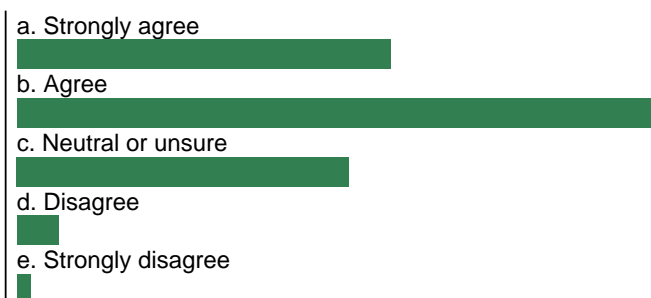
100%

### F11: The leaders in this local church are willing to support new initiatives

22883 out of 24872 respondents answered this question

Response	New Zealand Churches
a. Strongly agree	27.0%
b. Agree	46.1%
c. Neutral or unsure	23.5%
d. Disagree	2.6%
e. Strongly disagree	0.7%

Visually




100%

## F12: This local church is a safe place for all who attend

23097 out of 24872 respondents answered this question

Response	New Zealand Churches
a. Strongly agree	51.4%
b. Agree	41.1%
c. Neutral or unsure	6.0%
d. Disagree	1.2%
e. Strongly disagree	0.3%

Visually



100%

**F13: In your opinion, which of the following should be given priority by this local church in the next 12 months?**

22785 out of 24872 respondents answered this question

Response	New Zealand Churches
a. Spiritual growth (eg spiritual direction, prayer groups)	41.7%
b. Worship services that are nurturing to people's faith	38.8%
c. Building a strong sense of community within this local church	44.8%
d. Creating a clear vision for this local church's future	21.7%
e. Encouraging people here to discover/use their gifts	27.1%
f. Encouraging new approaches to ministry and mission	13.4%
g. Supporting social justice and/or service to people in need	16.8%
h. Encouraging people here to share their faith and/or invite others	15.5%
i. Ensuring new people are included well in church life	24.8%
j. Ministry to children and youth	20.2%
k. Growing into a larger local church	6.1%
l. Starting a new church or mission venture	1.3%
m. Other	2.0%

Because people can choose more than one response, the percentages in the above table will usually add up to more than 100.

Visually



100%