

# Church Life Survey of New Zealand

2023 CLSNZ

## Report on Section D: You and Your Community

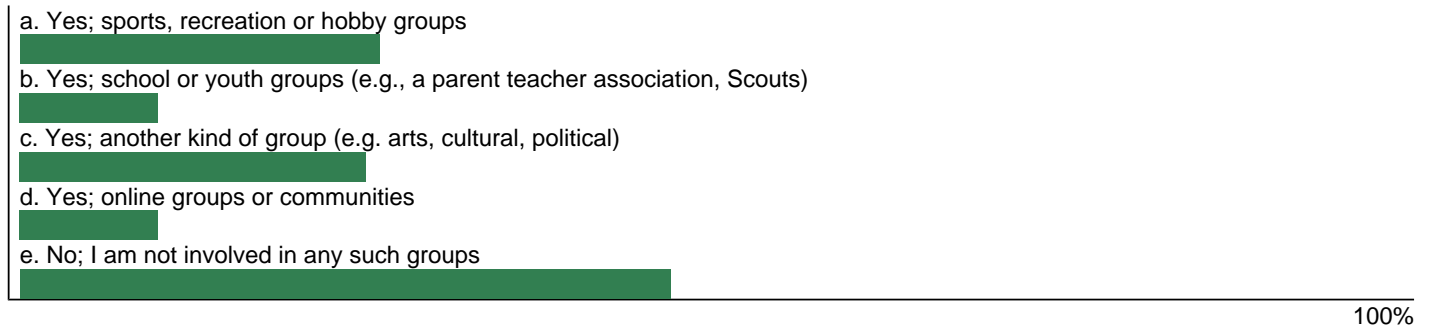
### D1: Are you involved in any community service, social action or welfare groups NOT CONNECTED to this local church?

23551 out of 24872 respondents answered this question

| Response  | New Zealand Churches |
|---|----------------------|
| a. Yes; sports, recreation or hobby groups                                  | 25.8%                |
| b. Yes; school or youth groups (e.g., a parent teacher association, Scouts) | 9.5%                 |
| c. Yes; another kind of group (e.g. arts, cultural, political)              | 25.3%                |
| d. Yes; online groups or communities  | 10.1%                |
| e. No; I am not involved in any such groups                                 | 46.6%                |

Because people can choose more than one response, the percentages in the above table will usually add up to more than 100.

Visually

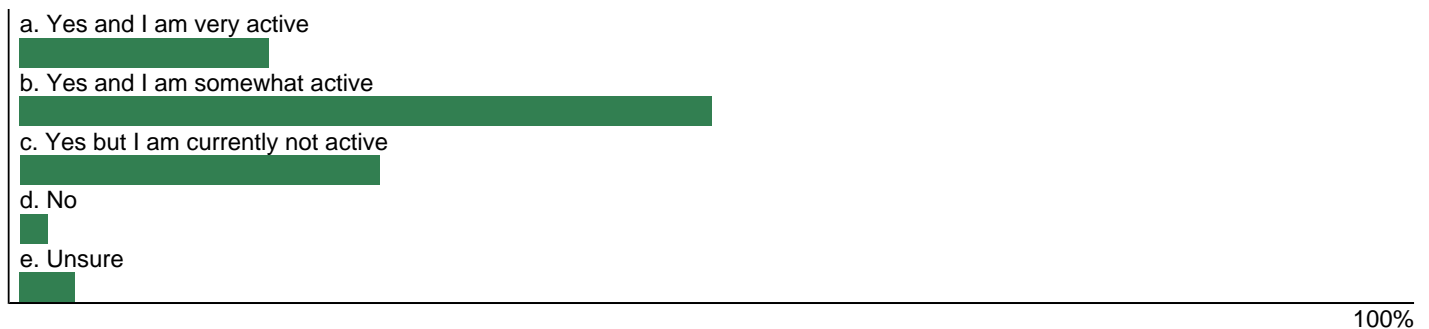


### D2: Do you believe that Christians have a responsibility to actively care for the environment?

24074 out of 24872 respondents answered this question

| Response                             | New Zealand Churches |
|--------------------------------------|----------------------|
| a. Yes and I am very active          | 18.3%                |
| b. Yes and I am somewhat active      | 50.0%                |
| c. Yes but I am currently not active | 26.4%                |
| d. No                                | 1.7%                 |
| e. Unsure                            | 3.6%                 |

Visually



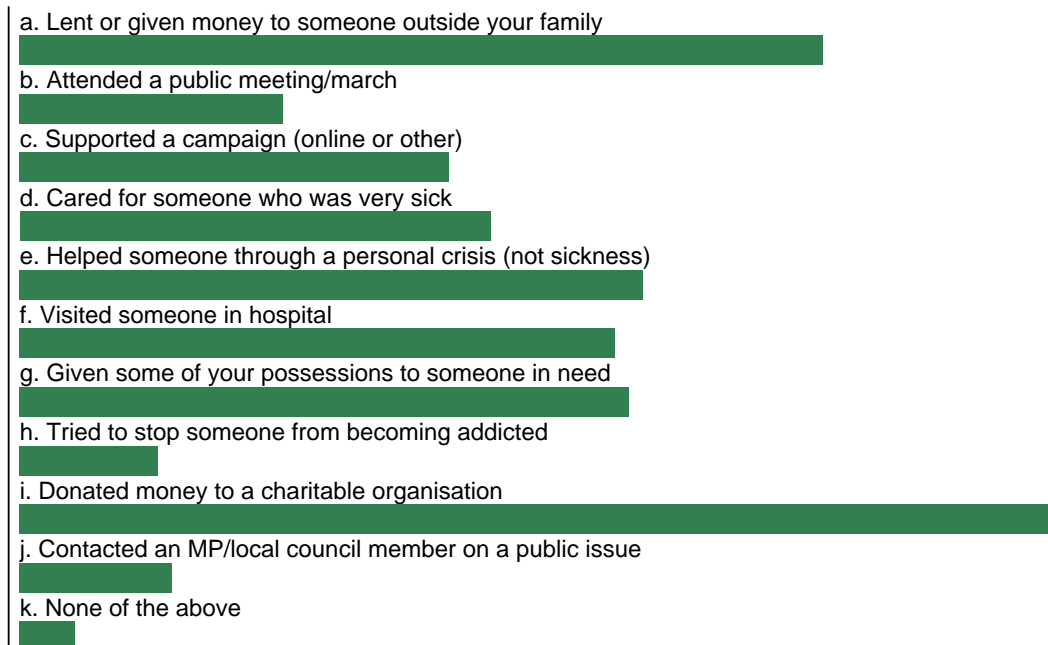
### D3: In the past 12 months have you done any of the following:

24040 out of 24872 respondents answered this question

| Response   | New Zealand Churches |
|--|----------------------|
| a. Lent or given money to someone outside your family      | 57.8%                |
| b. Attended a public meeting/march                         | 19.1%                |
| c. Supported a campaign (online or other)                  | 31.2%                |
| d. Cared for someone who was very sick                     | 34.4%                |
| e. Helped someone through a personal crisis (not sickness) | 44.7%                |
| f. Visited someone in hospital                             | 43.0%                |
| g. Given some of your possessions to someone in need       | 44.1%                |
| h. Tried to stop someone from becoming addicted            | 10.1%                |
| i. Donated money to a charitable organisation              | 75.5%                |
| j. Contacted an MP/local council member on a public issue  | 10.6%                |
| k. None of the above                                       | 4.0%                 |

Because people can choose more than one response, the percentages in the above table will usually add up to more than 100.

Visually



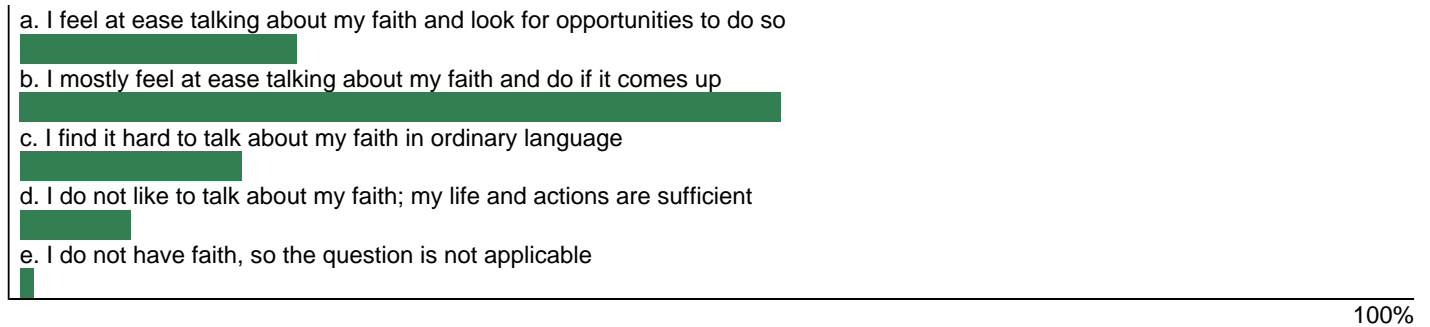
100%

**D4: Which of the following best describes your readiness to talk to others about your faith?**

23910 out of 24872 respondents answered this question

| Response   | New Zealand Churches |
|--|----------------------|
| a. I feel at ease talking about my faith and look for opportunities to do so | 20.0%                |
| b. I mostly feel at ease talking about my faith and do if it comes up        | 54.8%                |
| c. I find it hard to talk about my faith in ordinary language                | 16.2%                |
| d. I do not like to talk about my faith; my life and actions are sufficient  | 8.4%                 |
| e. I do not have faith, so the question is not applicable                    | 0.6%                 |

Visually

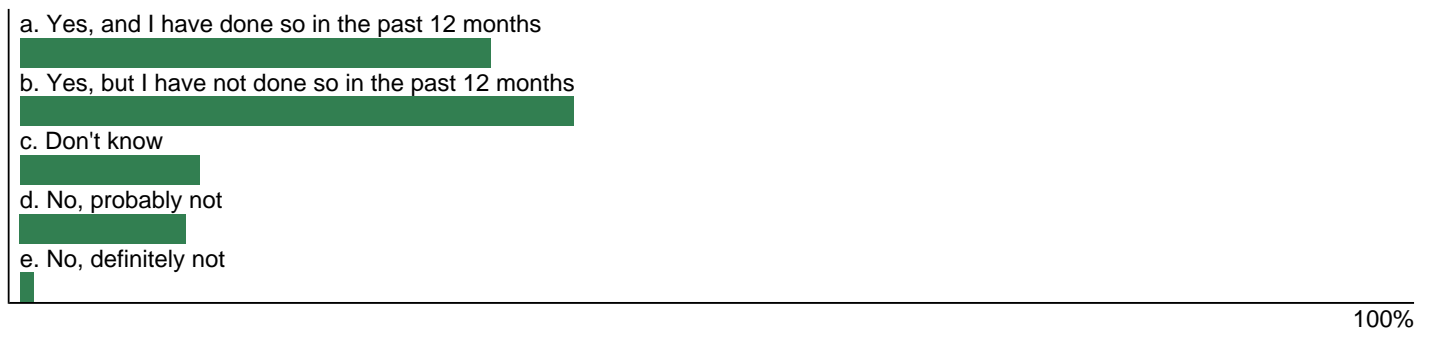


**D5: Would you be prepared to invite to a church service here any of your friends and relatives who do not currently attend church?**

23200 out of 24872 respondents answered this question

| Response   | New Zealand Churches |
|--|----------------------|
| a. Yes, and I have done so in the past 12 months     | 33.9%                |
| b. Yes, but I have not done so in the past 12 months | 39.9%                |
| c. Don't know  | 13.4%                |
| d. No, probably not                                  | 11.7%                |
| e. No, definitely not                                | 1.2%                 |

Visually



**D6: Do you regularly take part in any activities of this church that reach out to the wider community (eg visitation, outreach, community service, social justice, welfare)?**

22598 out of 24872 respondents answered this question

| Response  | New Zealand Churches |
|---|----------------------|
| a. Yes, in evangelistic or outreach activities                    | 11.0%                |
| b. Yes, in community service or welfare activities of this church | 30.3%                |
| c. Yes, in social justice activities of this church               | 6.9%                 |
| d. No, I am not regularly involved in such activities             | 53.6%                |
| e. No, we don't have such activities                              | 7.4%                 |

Because people can choose more than one response, the percentages in the above table will usually add up to more than 100.

Visually

