

# Church Life Survey of New Zealand

2023 CLSNZ

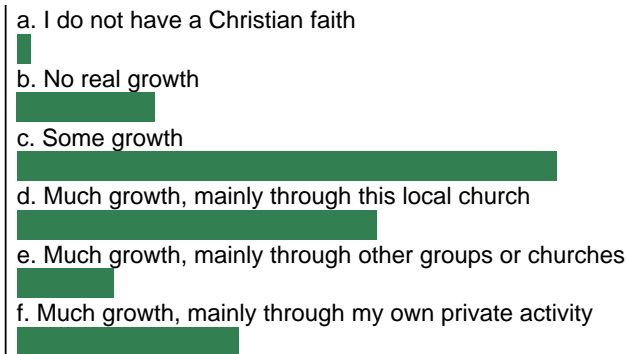
## Report on Section C: You and Your Faith

### C1: Over the last year, do you believe you have grown in your Christian faith?

24066 out of 24872 respondents answered this question

Response	New Zealand Churches
a. I do not have a Christian faith	1.4%
b. No real growth	10.1%
c. Some growth	39.2%
d. Much growth, mainly through this local church	26.2%
e. Much growth, mainly through other groups or churches	7.5%
f. Much growth, mainly through my own private activity	15.5%

Visually



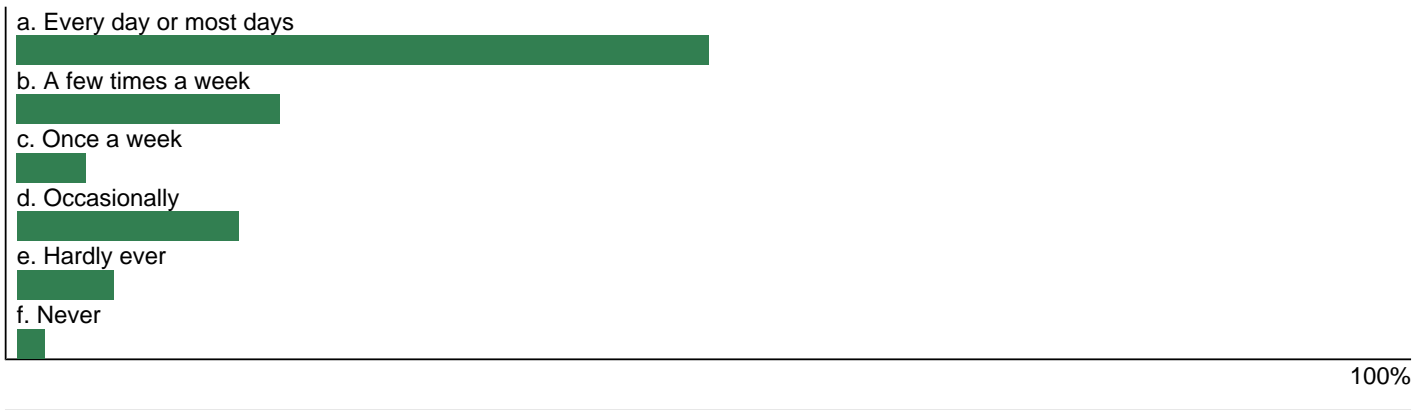
100%

## C2: How often do you spend time in private or family devotional activities (eg prayer, meditation, reading the Bible)?

24271 out of 24872 respondents answered this question

Response	New Zealand Churches
a. Every day or most days	50.4%
b. A few times a week	19.4%
c. Once a week	5.5%
d. Occasionally	15.5%
e. Hardly ever	6.7%
f. Never	2.5%

Visually



## C3: How often do you read the Bible on your own?

24258 out of 24872 respondents answered this question

Response	New Zealand Churches
a. Every day or most days	29.5%
b. A few times a week	16.7%
c. Once a week	5.6%
d. Occasionally	24.4%
e. Hardly ever	16.2%
f. Never	7.7%

Visually

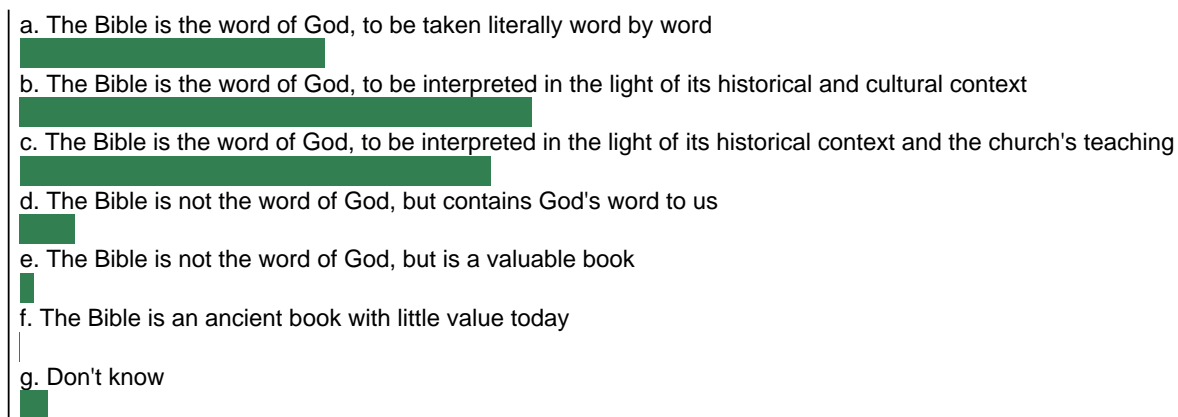


#### C4: Which statement comes closest to your view of the Bible?

24075 out of 24872 respondents answered this question

Response	New Zealand Churches
a. The Bible is the word of God, to be taken literally word by word	21.7%
b. The Bible is the word of God, to be interpreted in the light of its historical and cultural context	36.5%
c. The Bible is the word of God, to be interpreted in the light of its historical context and the church's teaching	34.3%
d. The Bible is not the word of God, but contains God's word to us	3.8%
e. The Bible is not the word of God, but is a valuable book	1.1%
f. The Bible is an ancient book with little value today	0.4%
g. Don't know	2.3%

Visually



100%

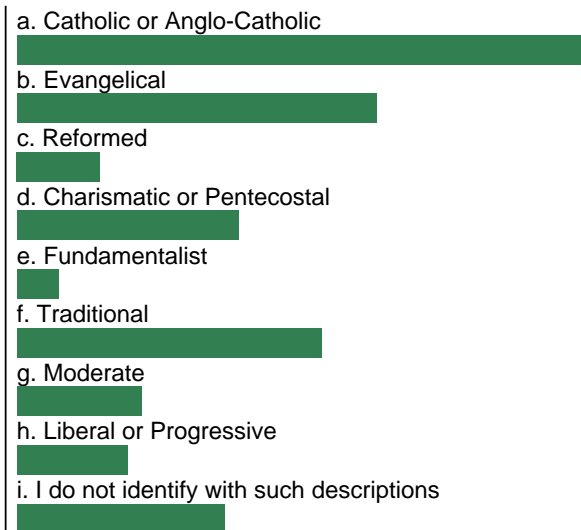
### C5: Do you identify with any of the following approaches to matters of faith?

23527 out of 24872 respondents answered this question

Response	New Zealand Churches
a. Catholic or Anglo-Catholic	41.0%
b. Evangelical	25.9%
c. Reformed	6.1%
d. Charismatic or Pentecostal	15.8%
e. Fundamentalist	2.9%
f. Traditional	22.1%
g. Moderate	9.4%
h. Liberal or Progressive	8.2%
i. I do not identify with such descriptions	15.3%

Because people can choose more than one response, the percentages in the above table will usually add up to more than 100.

Visually



100%